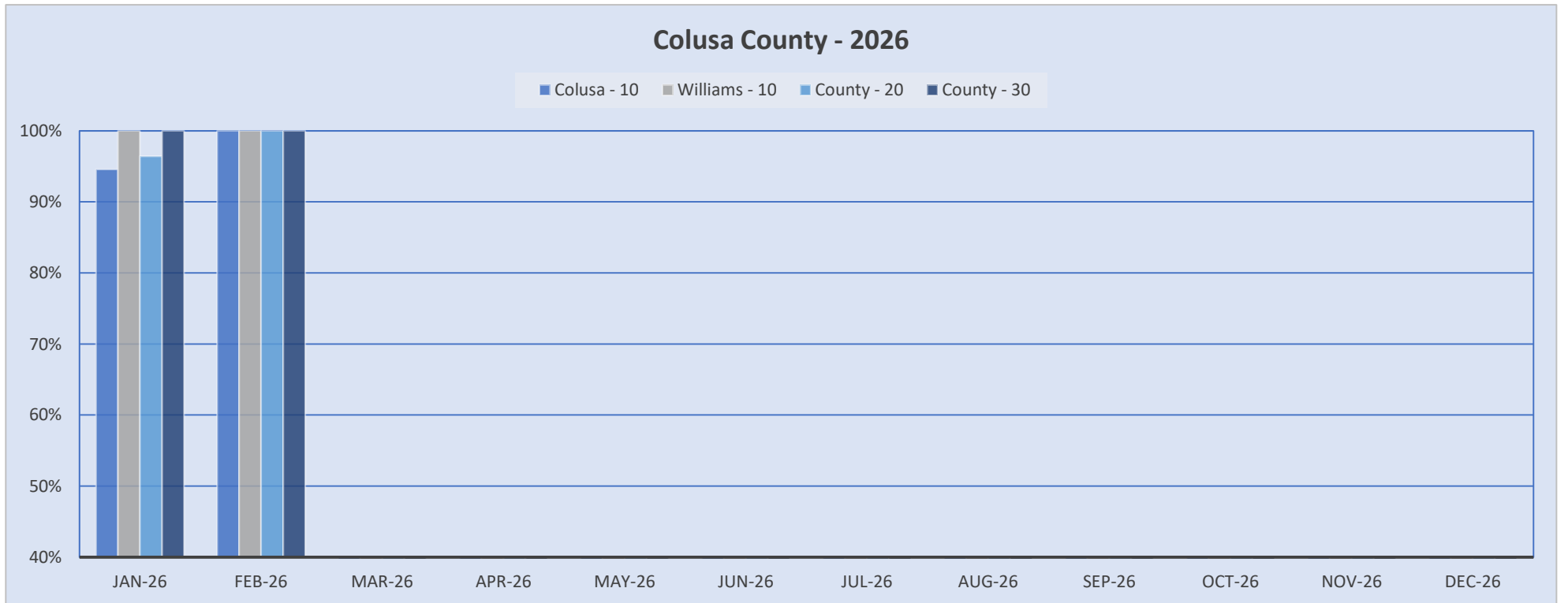


2026 - Colusa Ambulance 911 Response Data

AMR	Colusa - 10 Min. 911 Calls				Williams - 10 Min. 911 Calls				County 20 - 20 Min. 911 Calls				County 30 - 30 Min. 911 Calls				ASAP Locations - 911 Calls		All Calls
Month	Total Calls	Late #	On Time %	Avg. Response Time H:MM:SS	Total Calls	Late #	On Time %	Avg. Response Time H:MM:SS	Total Calls	Late #	On Time %	Avg. Response Time H:MM:SS	Total Calls	Late #	On Time %	Avg. Response Time H:MM:SS	Total Calls	Avg Resp. Time	Total #s
Jan-26	37	2	95%	0:07:24	41	0	100%	0:05:17	28	1	96%	0:12:54	11	0	100%	0:16:52	11	0:34:32	128
Feb-26	35	0	100%	0:06:15	41	0	100%	0:07:09	25	0	100%	0:12:22	10	0	100%	0:17:35	7	0:33:13	118
Mar-26																			0
Apr-26																			0
May-26																			0
Jun-26																			0
Jul-26																			0
Aug-26																			0
Sep-26																			0
Oct-26																			0
Nov-26																			0
Dec-26																			0
Totals	72	2			82	0			53	1			21	0			18		246



American Medical Response (AMR) Placer County Code 2 (No Lights/Siren) Response Time Compliance - 2026

Month	Auburn/North Auburn Requirement: 16 minutes/90%				Lincoln Requirement: 16 minutes/90%				Rocklin Requirement: 20 minutes/90%				Roseville Requirement: 20 minutes/90%			
	Total	Late	Compliance	Avg. Resp. Time (MM:SS)	Total	Late	Compliance	Avg. Resp. Time (MM:SS)	Total	Late	Compliance	Avg. Resp. Time (MM:SS)	Total	Late	Compliance	Avg. Resp. Time (MM:SS)
Jan-26	95	0	100%	6:53	15	0	100%	10:02	56	0	100%	7:11	55	0	100%	9:04
Feb-26	89	1	99%	7:15	7	0	100%	4:32	67	0	100%	8:32	46	1	98%	8:25
Mar-26																
Apr-26																
May-26																
Jun-26																
Jul-26																
Aug-26																
Sep-26																
Oct-26																
Nov-26																
Dec-26																
Month	Placer East - 15 Requirement: 30 minutes/90%				Placer West - 15 Requirement: 30 minutes/90%				Placer Rural Requirement: 40 minutes/90%				Placer Wilderness Requirement: ASAP			
	Total	Late	Compliance	Avg. Resp. Time (MM:SS)	Total	Late	Compliance	Avg. Resp. Time (MM:SS)	Total	Late	Compliance	Avg. Resp. Time (MM:SS)	Total	Late	Compliance	Avg. Resp. Time (MM:SS)
Jan-26	10	0	100%	9:53	38	0	100%	11:47	6	0	100%	11:08	2	N/A	100%	17:17
Feb-26	17	0	100%	12:06	25	0	100%	13:55	6	0	100%	2:15	1	N/A	100%	10:07
Mar-26														N/A		
Apr-26														N/A		
May-26														N/A		
Jun-26														N/A		
Jul-26														N/A		
Aug-26														N/A		
Sep-26														N/A		
Oct-26														N/A		
Nov-26														N/A		
Dec-26														N/A		

American Medical Response (AMR) Placer County Code 3 (Lights/Siren) Response Time Compliance - 2026

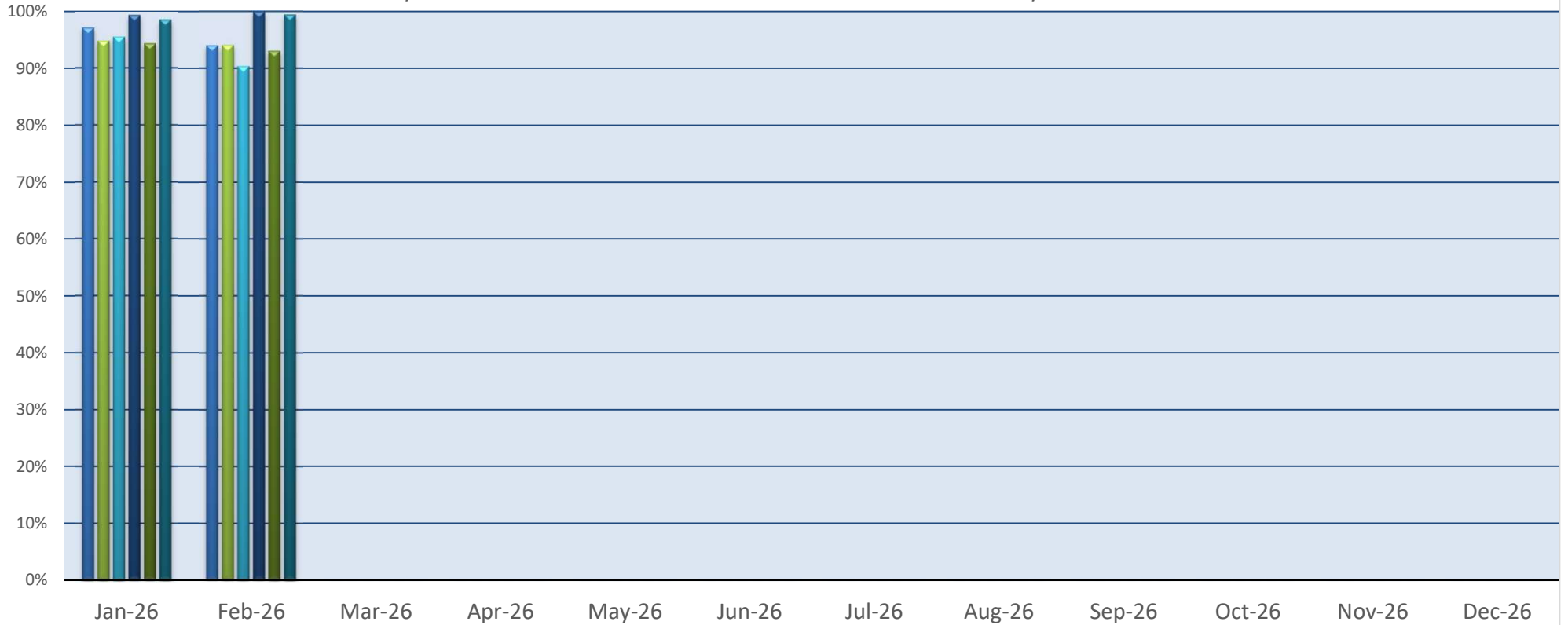
Month	Auburn/North Auburn Requirement: 8 minutes/90%				Lincoln Requirement: 8 minutes/90%				Rocklin Requirement: 10 minutes/90%				Roseville Requirement: 10 minutes/90%			
	Total	Late	Compliance	Avg. Resp. Time (MM:SS)	Total	Late	Compliance	Avg. Resp. Time (MM:SS)	Total	Late	Compliance	Avg. Resp. Time (MM:SS)	Total	Late	Compliance	Avg. Resp. Time (MM:SS)
Jan-26	307	14	95%	5:31	405	29	93%	6:07	331	5	98%	6:06	1247	18	99%	6:26
Feb-26	255	9	96%	5:17	359	9	97%	6:04	324	4	99%	5:51	1194	14	99%	6:12
Mar-26																
Apr-26																
May-26																
Jun-26																
Jul-26																
Aug-26																
Sep-26																
Oct-26																
Nov-26																
Dec-26																
Month	Placer East - 15 Requirement: 15 minutes/90%				Placer West - 15 Requirement: 15 minutes/90%				Placer Rural Requirement: 20 minutes/90%				Placer Wilderness Requirement: ASAP			
	Total	Late	Compliance	Avg. Resp. Time (MM:SS)	Total	Late	Compliance	Avg. Resp. Time (MM:SS)	Total	Late	Compliance	Avg. Resp. Time (MM:SS)	Total	Late	Compliance	Avg. Resp. Time (MM:SS)
Jan-26	76	3	96%	8:59	284	2	99%	9:22	46	4	91%	13:35	16	N/A	100%	16:40
Feb-26	74	2	97%	9:46	241	6	98%	9:17	39	2	95%	15:27	7	N/A	100%	20:32
Mar-26														N/A		
Apr-26														N/A		
May-26														N/A		
Jun-26														N/A		
Jul-26														N/A		
Aug-26														N/A		
Sep-26														N/A		
Oct-26														N/A		
Nov-26														N/A		
Dec-26														N/A		

Bi-County Ambulance - Response Time Compliance - 2026

BC Amb.	Zone 1 - Marysville (City) (8 Minutes)			Zone 2 - Linda (10 Minutes)			Zone 3 - Olivehurst (10 Minutes)			Zone 4 - Yuba Rural (20 Minutes)			Zone 5 - Yuba City (City) (8 Minutes)			Zone 6 - Sutter Rural (20 Minutes)			Asap - All		Code 2 Calls		Mutual Aid	Total Calls
Month	Total #	# Late	On Time %	Total #	# Late	On Time %	Total #	# Late	On Time %	Total #	# Late	On Time %	Total #	# Late	On Time %	Total #	# Late	On Time %	Total #	Avg. Response Time H:MM:SS	Total #	Avg. Response Time H:MM:SS	Total #	#
Jan-26	238	7	97%	267	14	95%	110	5	95%	136	1	99%	667	38	94%	198	3	98%	108	0:20:51	421	0:09:27	1	2146
Feb-26	201	12	94%	254	15	94%	114	11	90%	124	0	100%	593	41	93%	176	1	99%	84	0:19:10	386	0:09:48	1	1933
Mar-26																								0
Apr-26																								0
May-26																								0
Jun-26																								0
Jul-26																								0
Aug-26																								0
Sep-26																								0
Oct-26																								0
Nov-26																								0
Dec-26																								0
Total #s	439	19	96%	521	29	94%	224	16	93%	260	1	100%	1260	79	94%	374	4	99%	192		807	0	2	4079

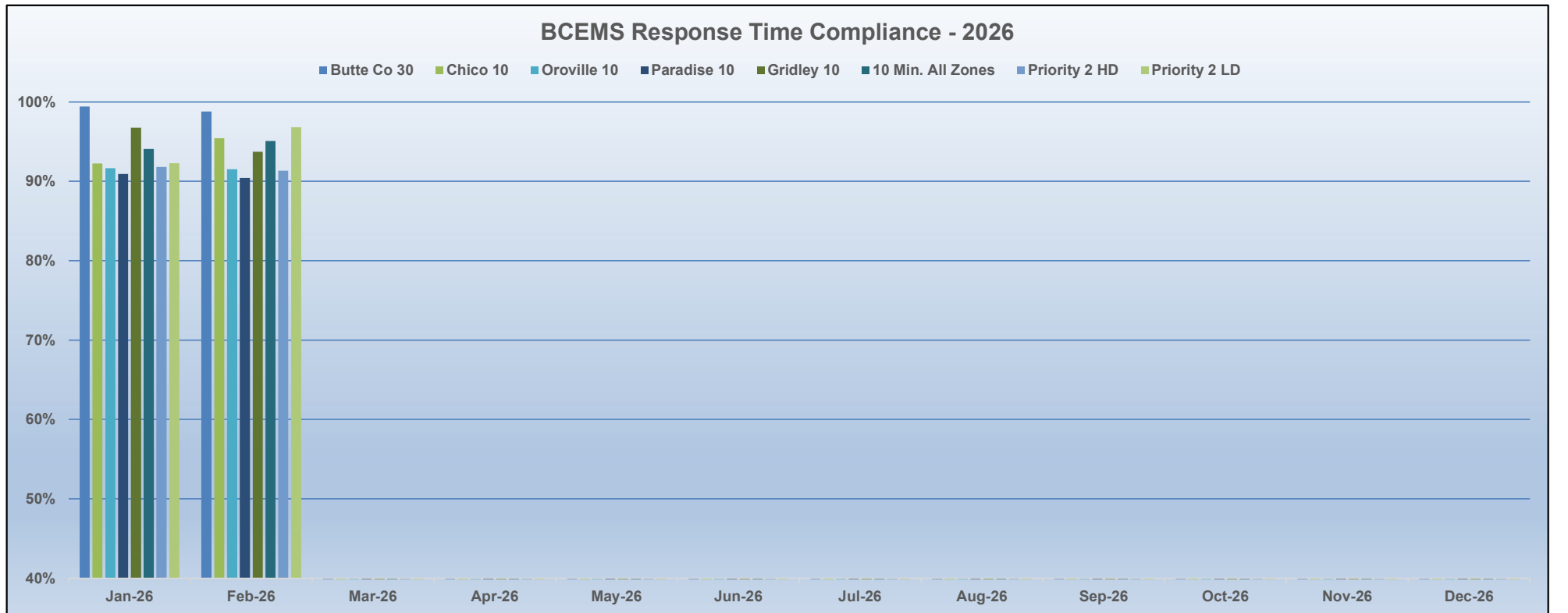
Bi-County Ambulance - Response Times 2026 (Code 3/Lights and Sirens)

■ Marysville
 ■ Linda
 ■ Olivehurst
 ■ Yuba Rural
 ■ Yuba City
 ■ Sutter Rural



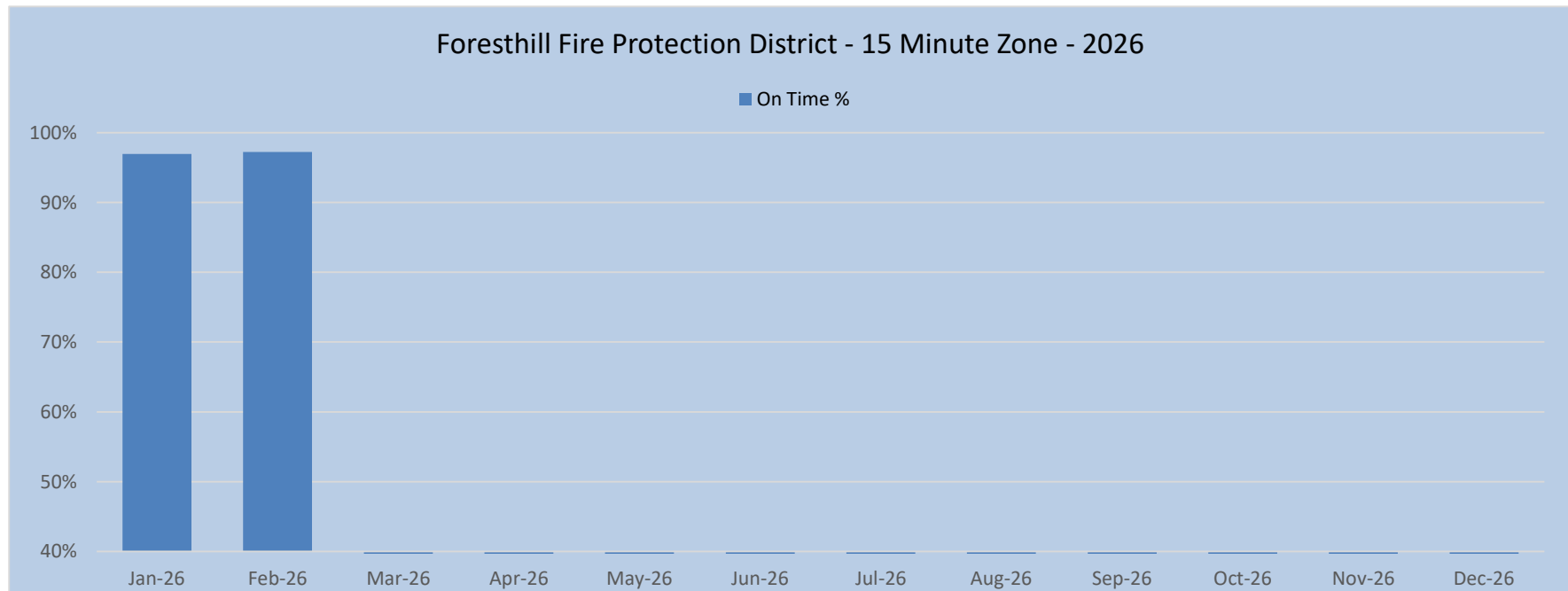
Butte County EMS (BCEMS) Response Time Compliance - 2026

Month	Butte County (30 min./90%)			Chico (10 min./90%)			Oroville (10 min./90%)			Paradise (15 min./90%)			Gridley (10 min./90%)			Butte ASAP	Priority 2 - HD (15 min./90%)			Priority 2 - LD (45 min./90%)			Priority 3 (30 min./90%)			All Zones Combined (90%)			Pri. 4-8	Total Calls
	Total Calls	Late #	On Time	Total Calls	Late #	On Time	Total Calls	Late #	On Time	Total Calls	Late #	On Time	Total Calls	Late #	On Time	Total Calls	Total Calls	Late #	On Time	Total Calls	Late #	On Time	Total Calls	Late #	On Time	Total Calls	Late #	On Time	Total	
Jan-26	520	3	99%	878	68	92%	371	31	92%	243	22	91%	62	2	97%	24	416	34	92%	78	6	92%	312	4	99%	2880	170	94%	101	3005
Feb-26	501	6	99%	769	35	95%	355	30	92%	157	15	90%	48	3	94%	31	358	31	91%	95	3	97%	314	4	99%	2597	127	95%	78	2706
Mar-26																														0
Apr-26																														0
May-26																														0
Jun-26																														0
Jul-26																														0
Aug-26																														0
Sep-26																														0
Oct-26																														0
Nov-26																														0
Dec-26																														0
Total	1021	9	99.1%	1647	103	93.7%	726	61	91.6%	400	37	90.8%	110	5	95.5%	55	774	65	91.6%	173	9	94.8%	626	8	98.7%	5477	297	94.6%	179	5711



Foresthill Fire Protection District (FHFPD) - Response Time Compliance - 2026

FHFPD	FHFPD 15 Min. ALS Ambulance Response Zone			Average 15 Min. Zone Response Time	Wilderness Response Zone (ASAP)	Average Wilderness Zone Response Time	AMR Mutual Aid Responses to FHFPD	Average AMR Mutual Aid Response Time	Multiple Pt. Incidents	Total Calls (excludes AMR & Multiple Pt. Incidents)
	Month	Total Calls	# Late	On Time %	H:MM:SS	Total # of Calls	H:MM:SS	#	H:MM:SS	#
Jan-26	33	1	97.0%	0:07:44	0	NA	1	00:12:26	0	33
Feb-26	36	1	97.2%	0:09:03	3	0:17:11	1	00:23:49	0	39
Mar-26										0
Apr-26										0
May-26										0
Jun-26										0
Jul-26										0
Aug-26										0
Sep-26										0
Oct-26										0
Nov-26										0
Dec-26										0
Total #s	69	2	97.1%		3		2		0	72



Glenn County - 911 Response Report - 2026

Month	City of Orland Code 3 10 Minutes				City of Willows Code 3 10 Minutes				All Other Glenn County Areas Code 3 30 Minutes				All Glenn County Areas Code 2		Mutual Aid To Adjacent Counties	Mutual Aid From Adjacent Counties	Total Calls
	# of Calls	# Late	On Time %	Avg. Resp. Time	# of Calls	# Late	On Time %	Avg. Resp. Time	# of Calls	# Late	On Time %	Avg. Resp. Time	# of Calls	Avg. Resp. Time	# of Calls	# of Calls	#
Jan-26	33	3	91%	07:53	35	7	80%	07:20	46	0	100%	16:06	131	10:30	2	4	251
Feb-26	39	0	100%	06:03	21	9	57%	12:10	43	0	100%	14:06	130	09:24	5	8	246
Mar-26																	0
Apr-26																	0
May-26																	0
Jun-26																	0
Jul-26																	0
Aug-26																	0
Sep-26																	0
Oct-26																	0
Nov-26																	0
Dec-26																	0
Totals	72	3			56	16			89	0			261		7	12	497

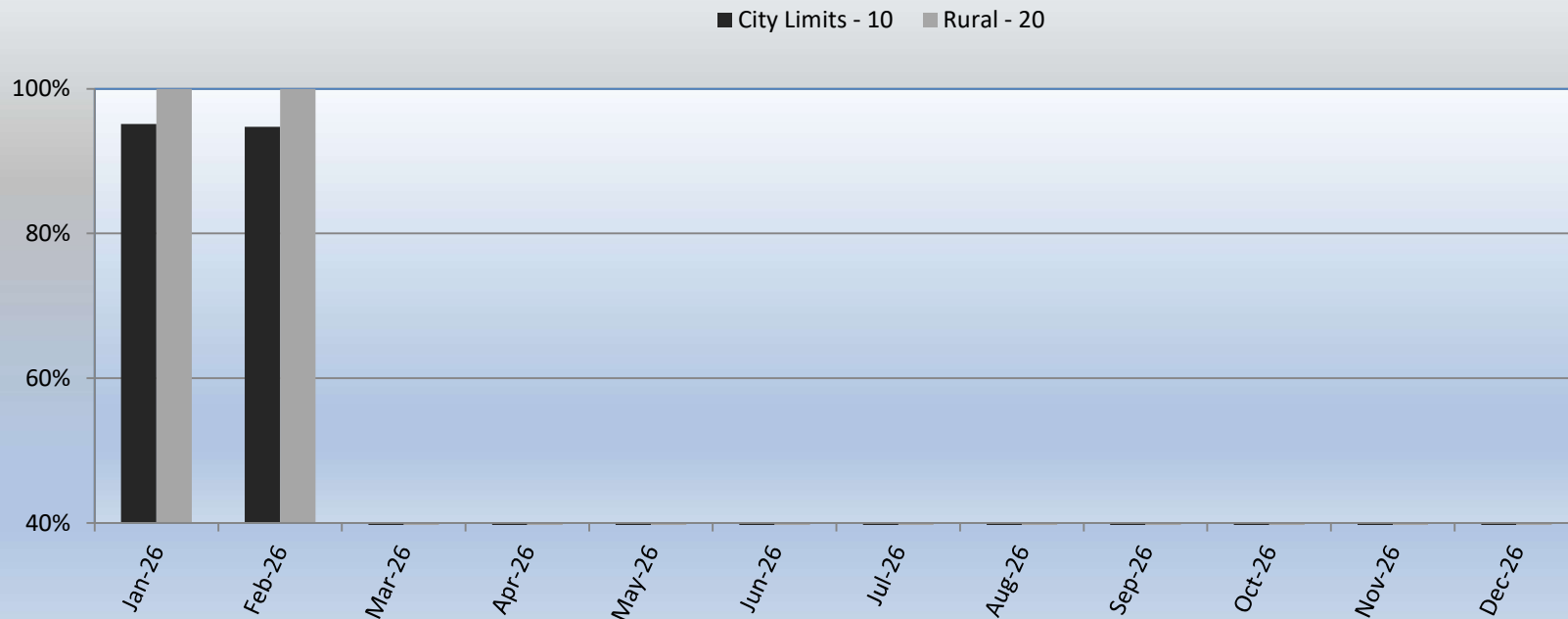
Glenn County - Response Report 2026



NTFPD - Response Time Compliance - 2026

NTFPD	NTFPD City Limits - 10 Minute - Code 3				NTFPD Rural - 20 Minutes - Code 3				NTFPD City Limits - Code 2		NTFPD Rural Code 2		Meeks Bay	ASAP ALL Calls	Other Ski Areas	IFT Calls	Total # of Calls - No IFT
	# of Calls	# Late	On Time %	Avg. Response Time	# of Calls	# Late	On Time %	Avg. Response Time	# of Calls	Avg. Response Time	# of Calls	Avg. Response Time	# of Calls	# of Calls	# Of Calls	# of Calls	#
Jan-26	41	2	95%	0:07:12	20	0	100%	0:08:26	16	0:07:02	7	0:09:55	2	0	56	1	1
Feb-26	38	2	95%	0:08:13	14	0	100%	0:07:21	17	0:08:40	4	0:14:52	3	0	63	33	0
Mar-26																	
Apr-26																	
May-26																	
Jun-26																	
Jul-26																	
Aug-26																	
Sep-26																	
Oct-26																	
Nov-26																	
Dec-26																	
Total #s	79	4			34	0			33		11		5	0	119	34	281

NTFPD - Response Time Compliance - **CODE 3 RESPONSES ONLY** - 2026

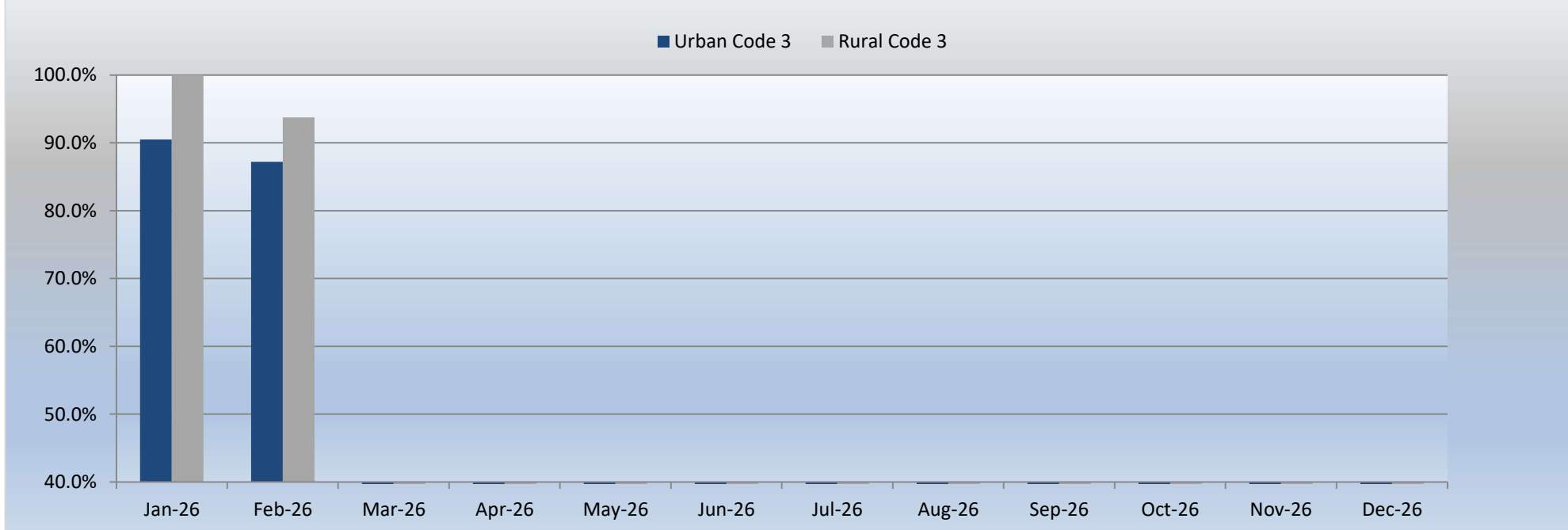


Penn Valley Fire Protection District - Response Time Compliance - 2026

PVFPD	Urban Code 3 - 10 Minutes				Rural Code 3 - 20 Minutes				Urban - Code 2		Rural - Code 2		ASAP All Calls	Rough and Ready		Mutual Aid Provided	Mutual Aid Received		Total # of Calls (excludes Mutual Aid Rec)
	Month	# of Calls	# Late	On Time %	Avg. Response Time	# of Calls	# Late	On Time %	Avg. Response Time	# of Calls	Avg. Response Time	# of Calls	Avg. Response Time	# of Calls	# of Calls	Avg. Response Time	#	# of Calls	Avg. Response Time
Jan-26	42	4	90%	0:07:46	18	0	100%	0:10:50	20	0:08:22	3	0:18:32	4	8	0:07:30	4	2	0:12:45	99
Feb-26	39	5	87%	0:07:44	16	1	94%	0:12:33	15	0:10:17	5	0:18:05	1	6	0:15:06	8	5	0:19:20	90
Mar-26																			0
Apr-26																			0
May-26																			0
Jun-26																			0
Jul-26																			0
Aug-26																			0
Sep-26																			0
Oct-26																			0
Nov-26																			0
Dec-26																			0
Total #s	81	9	88.9%		34	1	97.1%		35		8		5	14		12	7		189

█ = Exemption given

PVFPD - Response Time Compliance - CODE 3 RESPONSES ONLY - 2026

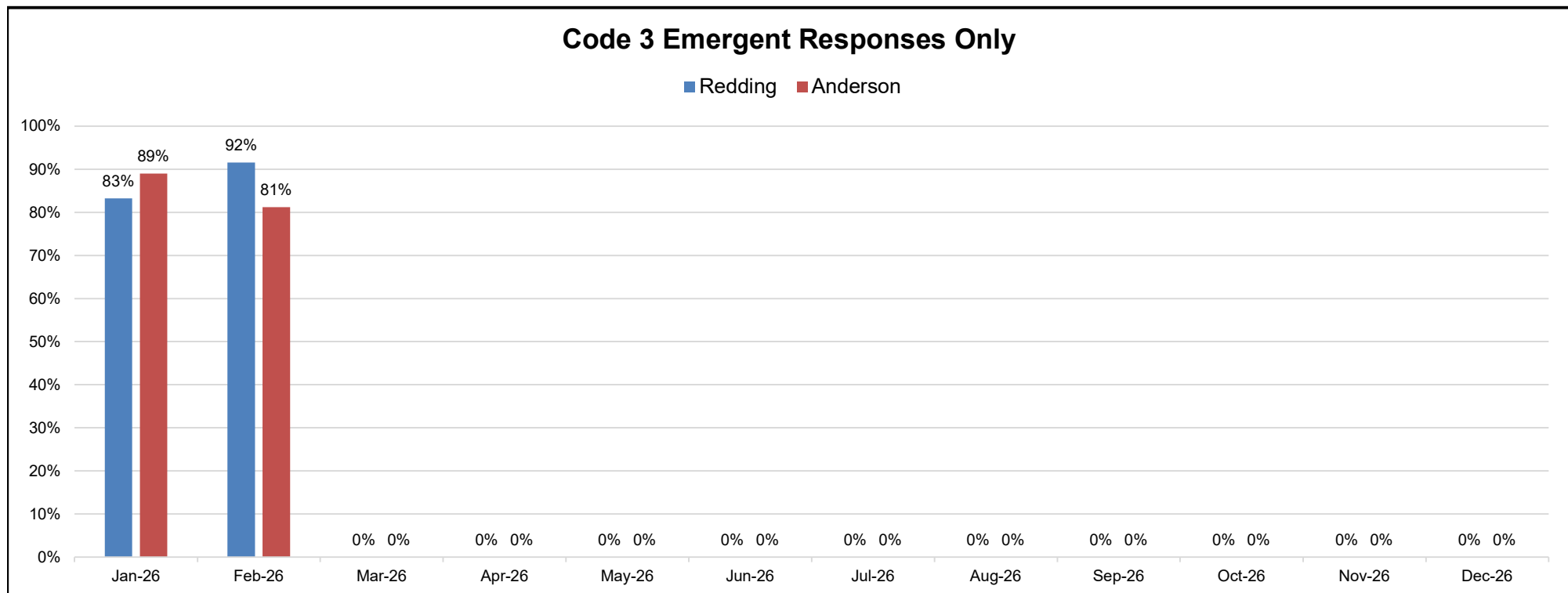


Shasta County - Response Report - 2026 (AMR & Mercy Redding Ambulance Combined)

City Of Redding 10 Min./90%				City Of Anderson 10 Min./90%				Shasta County All Other 30 Min./90%				City of Redding Code 2 Calls		City of Anderson Code 2 Calls		Shasta County 30 Code 2 Calls		Mutual Aid Calls	ASAP Calls	Total Calls Per Month	
Month	Total Calls	Late Calls	On Time %	Average Response Time H:MM:SS	Total Calls	Late Calls	On Time %	Average Response Time H:MM:SS	Total Calls	Late Calls	On Time %	Average Response Time H:MM:SS	Total Calls	Average Response Time H:MM:SS	Total Calls	Average Response Time H:MM:SS	Total Calls	Average Response Time H:MM:SS	Total Calls	Total Calls	Total Calls
Jan-26	879	147	83%	0:07:12	91	10	89%	0:06:22	313	2	99%	0:11:24	453	0:10:30	46	0:12:36	131	0:16:42	14	35	1962
Feb-26	817	69	92%	0:07:10	80	15	81%	0:07:42	278	5	98%	0:11:34	468	0:07:12	34	0:11:43	126	0:15:29	24	38	1865
Mar-26																					0
Apr-26																					0
May-26																					0
Jun-26																					0
Jul-26																					0
Aug-26																					0
Sep-26																					0
Oct-26																					0
Nov-26																					0
Dec-26																					0
Totals:	1696				171				591				921		80		257			73	3827

Code 3 Emergent Responses Only

■ Redding ■ Anderson



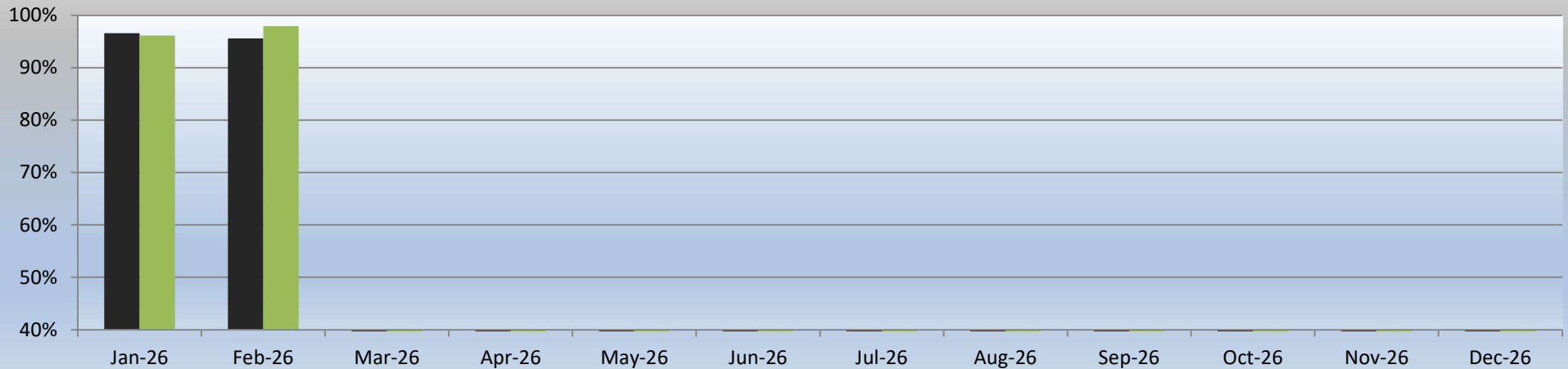
Sierra Nevada Ambulance - Response Time Compliance - 2026

SNA	Grass Valley/Nevada City - Code 3 (10 Minutes)				Sierra Nevada Rural - Code 3 (20 Minutes)				Grass Valley/Nevada City - Code 2 (18 Minutes)				Sierra Nevada Rural - Code 2 (40 Minutes)				ASAP (All)	Mtl Aid	IFT Calls	Total # of Calls
	Month	# of Calls	# Late	On Time %	Avg. Resp. Time	# of Calls	# Late	On Time %	Avg. Resp. Time	# of Calls	# Late	On Time %	Avg. Resp. Time	# of Calls	# Late	On Time %	Avg. Resp. Time	# of Calls	# of Calls	# of Calls
Jan-26	234	8	97%	06:00	207	8	96%	0:11:24	112	0	100%	07:31	63	0	100%	12:22	28	6	205	855
Feb-26	203	9	96%	06:02	193	4	98%	0:11:02	95	0	100%	08:06	63	0	100%	14:42	17	8	209	788
Mar-26																				0
Apr-26																				0
May-26																				0
Jun-26																				0
Jul-26																				0
Aug-26																				0
Sep-26																				0
Oct-26																				0
Nov-26																				0
Dec-26																				0
Total #s	437	17			400	12			207	0			126	0			45	14	414	1643

= Exemption given

SNA - Response Time Compliance - CODE 3 RESPONSES ONLY - 2026

■ Grass Valley/Nevada City - 10 Min.
 ■ Nevada County Rural - 20

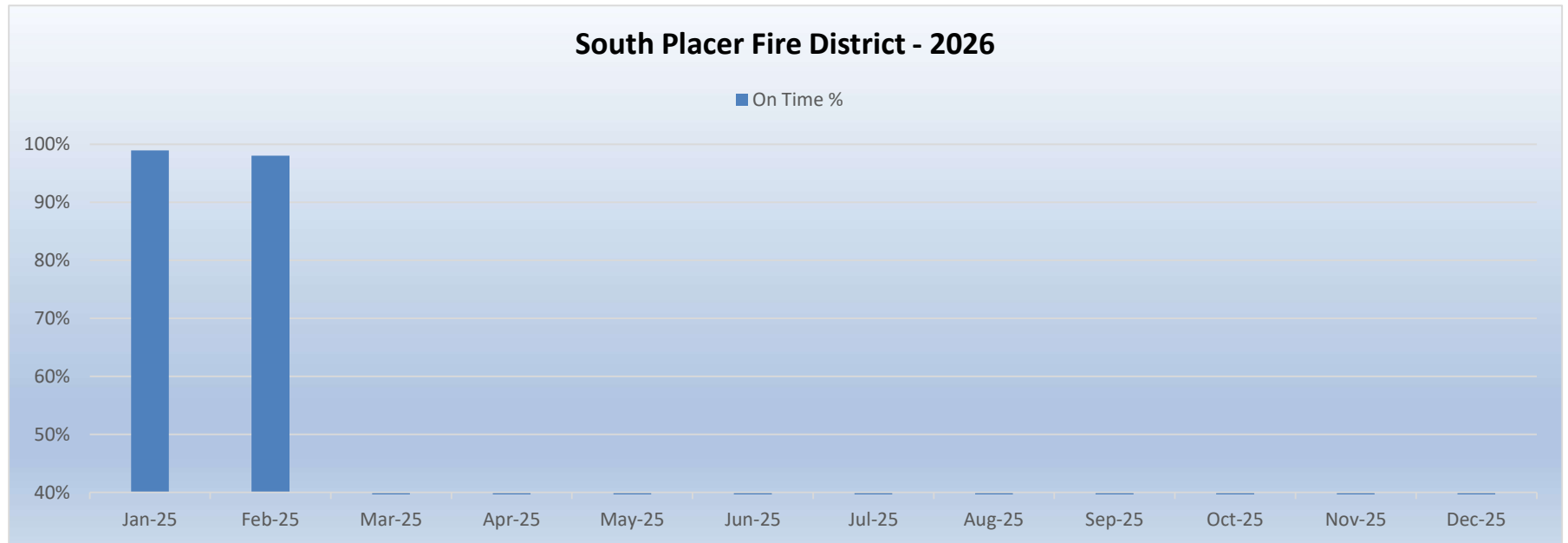


Siskiyou County - 2025 Response Data

Siskiyou County	Total # 1st QTR 2025	Avg. Per Day	Avg. Response Time	90th %	Total # 2nd QTR 2025	Avg. Per Day	Avg. Response Time	90th %	Total # 3rd QTR 2025	Avg. Per Day	Avg. Response Time	90th %	Total # 4th QTR 2025	Avg. Per Day	Avg. Response Time	90th %
All Other County	244	3	0:20:09	0:34:21	260	3	0:20:02	0:33:49	260	3	0:19:31	0:29:59	229	2	0:19:52	0:32:27
ASAP	34	0	0:46:37	1:09:22	29	0	0:42:14	0:53:56	36	0	0:45:06	1:00:22	37	0	0:45:28	1:04:16
Dunsmuir	46	1	0:15:51	0:20:00	55	1	0:15:06	0:19:24	55	1	0:14:23	0:18:23	41	0	0:14:22	0:19:25
Etna/Ft. Jones	58	1	0:19:57	0:36:25	59	1	0:17:56	0:31:34	59	1	0:14:51	0:26:34	59	1	0:16:06	0:25:54
Happy Camp	36	0	0:13:07	0:26:52	35	0	0:13:16	0:20:38	54	1	0:24:15	0:49:35	38	0	0:15:47	0:20:45
Lake Shastina	35	0	0:18:53	0:27:00	31	0	0:18:41	0:25:58	27	0	0:16:01	0:21:51	35	0	0:19:10	0:27:42
Montague	29	0	0:14:46	0:17:45	32	0	0:15:07	0:18:31	20	0	0:15:06	0:22:14	24	0	0:14:28	0:17:42
Mt. Shasta	119	1	0:09:12	0:13:37	137	2	0:08:55	0:13:44	181	2	0:08:44	0:13:52	139	2	0:08:57	0:15:10
Weed	77	1	0:09:58	0:17:01	92	1	0:09:25	0:16:28	115	1	0:09:07	0:15:52	91	1	0:09:38	0:16:34
Yreka	393	4	0:09:41	0:13:56	359	4	0:09:44	0:14:41	398	4	0:09:39	0:14:15	380	4	0:09:10	0:12:27
Totals:	1071	12			1089	12			1205	13			1073	12		

South Placer Fire District (SPFD) - Response Compliance - 2026

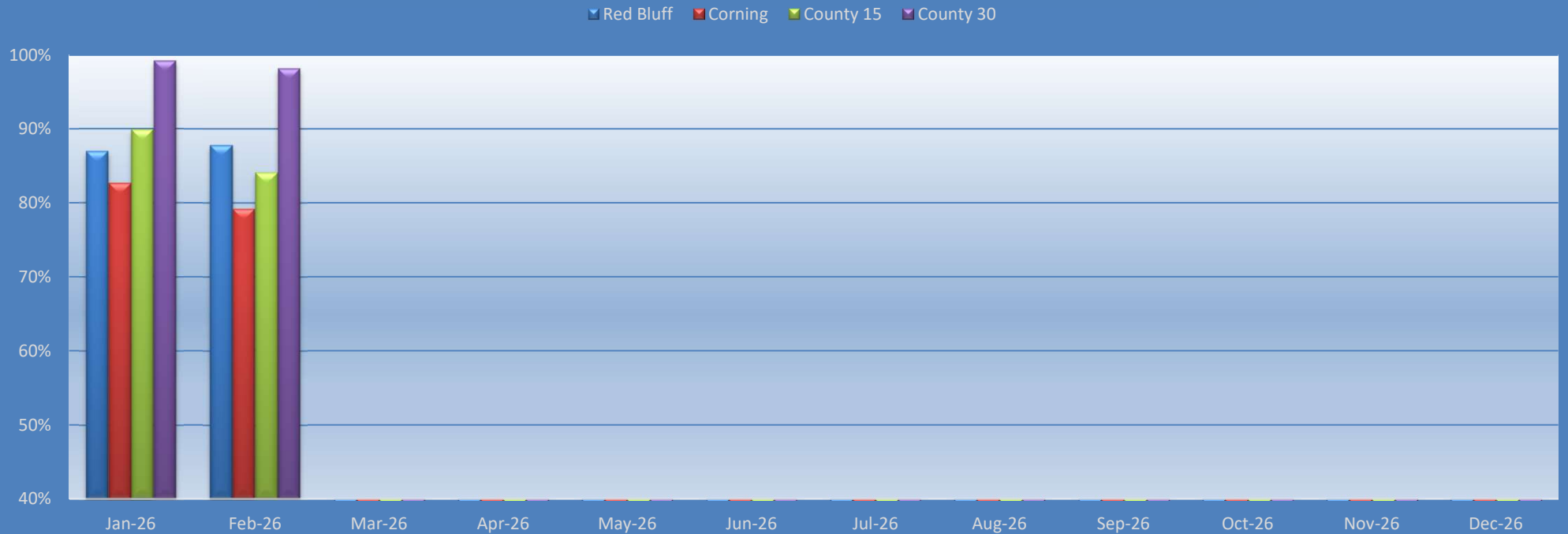
Month	Total Responses	Total Late Responses (>10 Min. First ALS)	On Time %	Average Response Time (Ambulance)	SPFD Automatic Aid & Mutual Aid to AMR & Folsom Lake	Average Automatic Aid & Mutual Aid Response Time	AMR Mutual Aid to SPFD	Average AMR Mutual Aid to SPFD Response Time	Total Calls (Excludes Mutual Aid from AMR)
Jan-25	186	2	99%	0:06:02	81	0:07:20	3	0:12:09	267
Feb-25	152	3	98%	0:06:02	54	0:06:45	10	0:07:03	206
Mar-25									0
Apr-25									0
May-25									0
Jun-25									0
Jul-25									0
Aug-25									0
Sep-25									0
Oct-25									0
Nov-25									0
Dec-25									0
Totals:	338	5			135		13		473



St. Elizabeth Ambulance - Response Time Compliance - 2026

St. E's	City of Red Bluff (City Limits) - 10 Min. Zone				City Of Corning (City Limits) - 10 Min. Zone				Tehama County - 15 Min. Zone				Tehama County - 30 Min. Zone				Code 2 Calls - City 10	Avg. Resp. Time Min.	Code 2 Calls - County 15 & 30	Avg. Resp. Time Min.	# of ASAP Calls ALL	Mut. Aid	Total #'s		
	Month	# of Calls	# Late	Comp. %	Avg. Resp. Time	# of Calls	# Late	Comp. %	Avg. Resp. Time	# of Calls	# Late	Comp. %	Avg. Resp. Time	# of Calls	# Late	Comp. %	Avg. Resp. Time	# of Calls	Avg.	# of Calls	Avg.	#	#	#	
Jan-26	238	31	87%	0:07:51	52	9	83%	0:08:14	119	12	90%	0:10:46	126	1	99%	0:16:15	19	0:08:12	17	0:18:25	10	4	585		
Feb-26	246	30	88%	0:07:30	77	16	79%	0:08:08	107	17	84%	0:10:49	109	2	98%	0:17:27	22	0:10:33	23	0:16:17	30		614		
Mar-26																								0	
Apr-26																									0
May-26																									0
Jun-26																									0
Jul-26																									0
Aug-26																									0
Sep-26																									0
Oct-26																									0
Nov-26																									0
Dec-26																									0
Totals:	484	61			129	25			226	29			235	3			41		40		40	4		1199	

St. Elizabeth Ambulance - Code 3 Responses Only - 2026



Truckee Fire - Response Time Compliance - 2026

Truckee Fire	Truckee Town Limits - 10 Minute - Code 3				Truckee Rural - 20 Minutes - Code 3				Truckee Town Limits - Code 2		Truckee Rural - Code 2		ASAP ALL Calls	IFT Calls	Total # of Calls
	Month	# of Calls	# Late	On Time %	Avg. Response Time	# of Calls	# Late	On Time %	Avg. Response Time	# of Calls	Avg. Response Time	# of Calls	Avg. Response Time	# of Calls	# of Calls
Jan-26	48	3	93.8%	0:07:31	101	4	96.0%	0:13:26	12	0:08:47	34	0:12:51	14	67	276
Feb-26	32	2	93.8%	0:06:49	74	0	100.0%	0:13:25	13	0:06:51	21	0:16:45	9	6	155
Mar-26															0
Apr-26															0
May-26															0
Jun-26															0
Jul-26															0
Aug-26															0
Sep-26															0
Oct-26															0
Nov-26															0
Dec-26															0
Total #s	80	5	93.8%		175	4	97.7%		25		55		23	73	431

