




# 2023 S-SV EMS System Data Summary (Ground EMS)



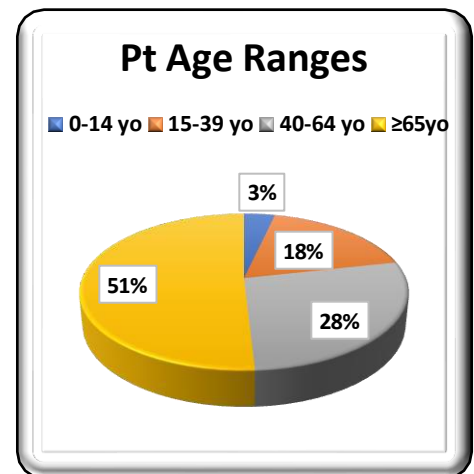
## EMS System

- **911 Response's: 154,999**
  - Cancelled/Refused: 25%
  - Treated/Transported: 75%
- **Average 911 Transports/Day: 301**
- **Peak 911 EMS Service Day: Friday**
- **Peak 911 EMS Service Hours: 1100 – 1600 hours**
- **Median Ground Ambulance 911 Emergent Response Time: 7 min**
- **Interfacility/Medical Transports: 23,068**
- **Ambulance Patient Offload Time (APOT) Data**
  - 0-20 min: 80%
  - 21-60 min: 16%
  - 61-120 min: 3% (3021 patients)
  - 121-180 min: <1% (494 patients)
  - >180 min: <1% (120 patients)



## Patient Information

- **Pt Gender:**
  - Female: 52%
  - Male: 48%
- **Pt Types:**
  - Medical: 84%
  - Trauma: 16%
- **EMS Documented Specialty Pts:**
  - Field Trauma Triage Criteria: 3171 pts
    - Average EMS Scene Time: 13:30 mins
  - Acute Stroke Primary Impression: 3106 pts
    - Average EMS Scene Time: 12:35 mins
  - STEMI Primary Impression: 644 pts
    - Average EMS Scene Time: 14:00 mins





# 2023 S-SV EMS System Data Summary (Ground EMS)



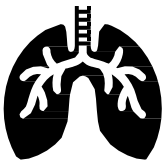
## Patient Care Information



- **Total 911 Medication Administrations: 52,950**
  - **Most Administered: Zofran – 11,043 (21% of all administrations)**



- **Total 911 Naloxone Administrations: 1639 patients/2362 doses**
  - **Bystander Naloxone Administrations: 227 +19% from 2022**
  - **Law Enforcement Naloxone Administrations: 277 +23% from 2022**
  - **Fire Department Naloxone Administrations: 447 +3% from 2022**



- **Adult Advanced Airway Attempts/Success Rates**
  - **BLS i-gel Airways: pts (98% success rate)**
  - **ALS i-gel Airways: pts (94% success rate)**
  - **Oral Intubations: pts (58% success rate)**



- **Total Non-Traumatic Cardiac Arrest Pts: 1235**
  - **Bystander CPR: 404 pts (33% of all cardiac arrest pts)**
  - **EMS Manual CPR: 949 pts**
    - **Prehospital Return of Spontaneous Circulation (ROSC): 164 pts (17%)**
  - **EMS Mechanical CPR: 286 pts**
    - **Prehospital Return of Spontaneous Circulation (ROSC): pts (22%)**



| FD AED Outcome                      | AED Count |
|-------------------------------------|-----------|
| Yes, Applied without Defibrillation | 378       |
| Yes, With Defibrillation            | 95        |