



SIERRA - SACRAMENTO VALLEY
EMERGENCY MEDICAL SERVICES AGENCY

Serving Butte, Colusa, Glenn, Nevada, Placer, Shasta, Siskiyou, Sutter, Tehama, and Yuba Counties



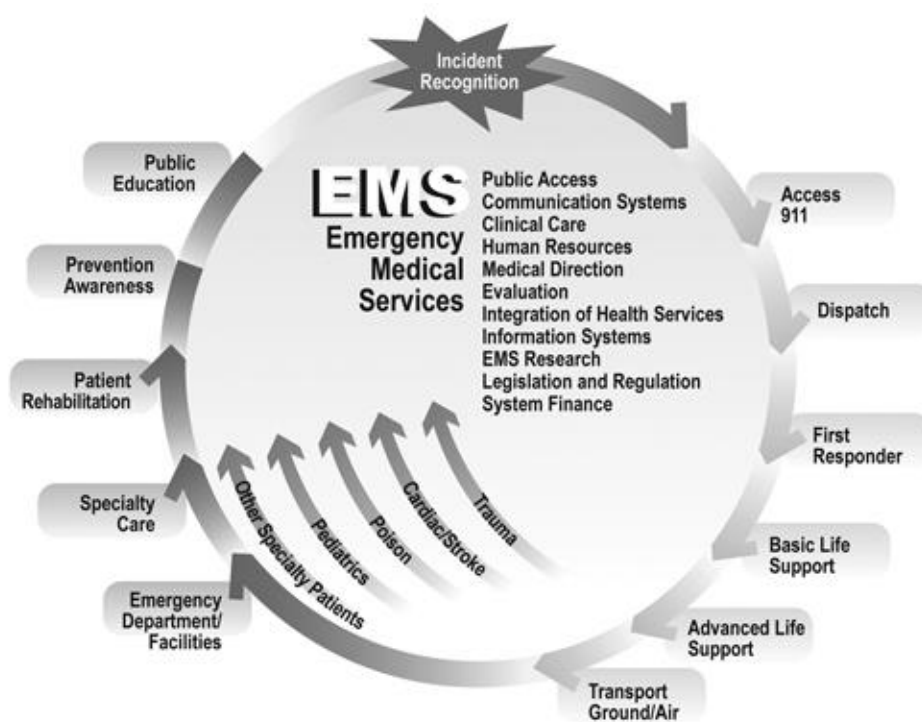
S-SV EMS 2020 REGIONAL EMS AIRCRAFT QI REPORT DATA THROUGH OCTOBER 31, 2020

“Quality is never an accident; it is always the result of high intention, sincere effort, intelligent direction and skillful execution; it represents the wise choice of many alternatives.” – William A. Foster

TABLE OF CONTENTS

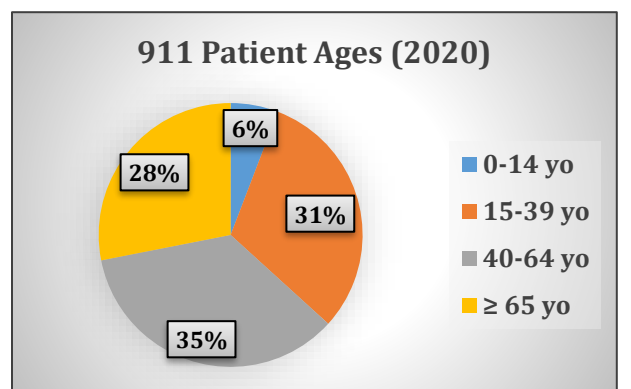
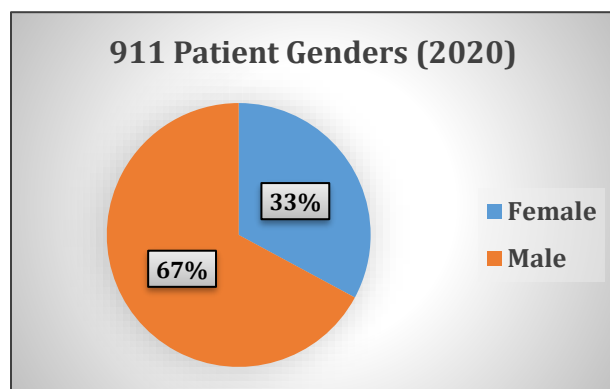
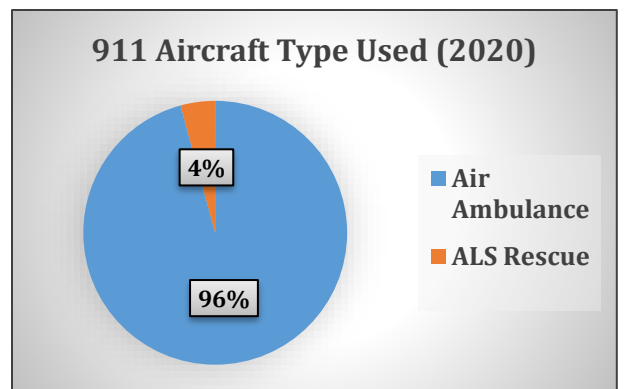
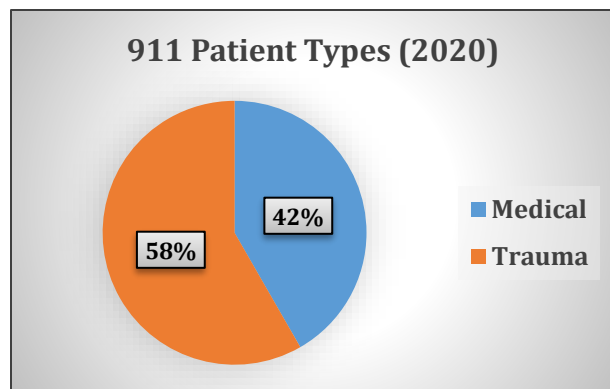
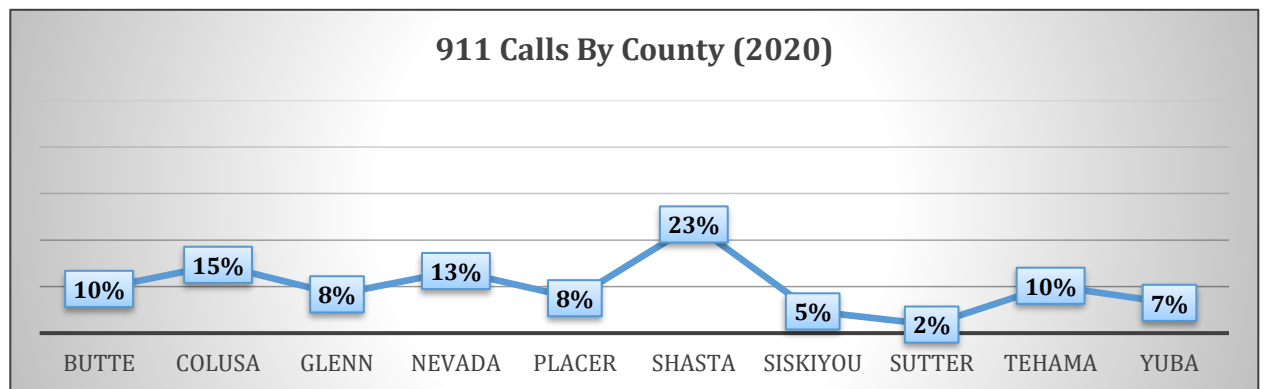
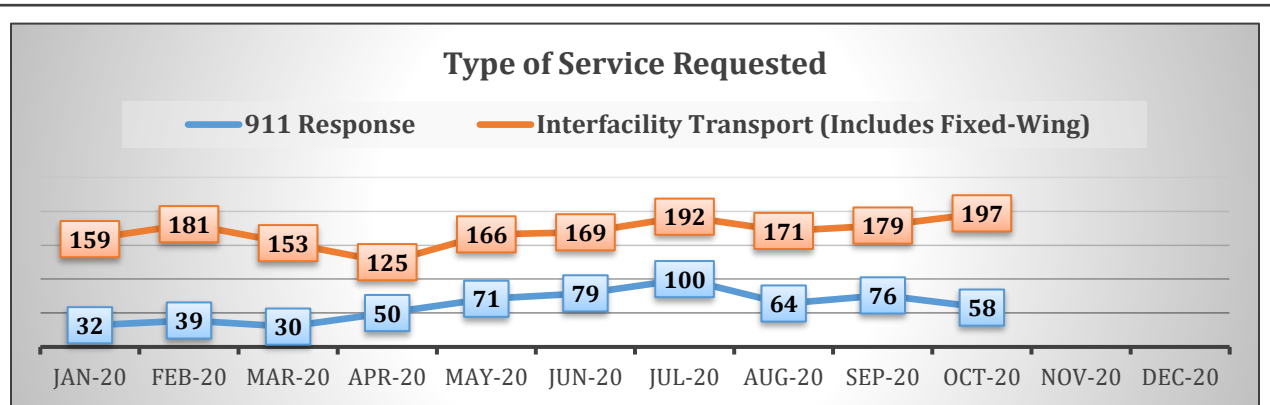
Contents

EMS Aircraft Response Call Data	1
911 EMS Aircraft Times	2
EMS Medication & Procedure Utilization	3
S-SV EMS Contact Information	7



EMS AIRCRAFT RESPONSE CALL DATA

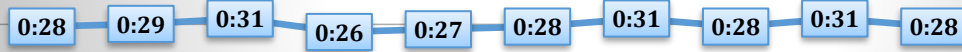
EMS Aircraft Response Call Data



911 EMS AIRCRAFT TIMES

911 EMS Aircraft Times

Combined Average Dispatch To At Scene Time (H:MM)




JAN-20 FEB-20 MAR-20 APR-20 MAY-20 JUN-20 JUL-20 AUG-20 SEP-20 OCT-20 NOV-20 DEC-20

Combined Average At Scene To Transport Time (H:MM)



JAN-20 FEB-20 MAR-20 APR-20 MAY-20 JUN-20 JUL-20 AUG-20 SEP-20 OCT-20 NOV-20 DEC-20

Combined Average Transport To Hospital Arrival Time (H:MM)



JAN-20 FEB-20 MAR-20 APR-20 MAY-20 JUN-20 JUL-20 AUG-20 SEP-20 OCT-20 NOV-20 DEC-20

Combined Average Dispatch To Hospital Arrival Time (H:MM)



JAN-20 FEB-20 MAR-20 APR-20 MAY-20 JUN-20 JUL-20 AUG-20 SEP-20 OCT-20 NOV-20 DEC-20

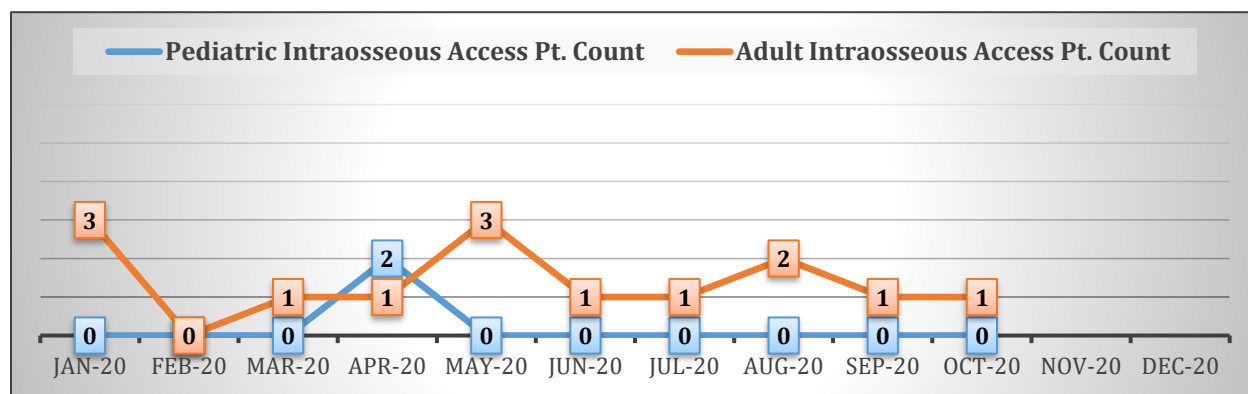
EMS MEDICATION & PROCEDURE UTILIZATION

EMS Medication & Procedure Utilization

911 Patient Medication Administrations Count and % (2020)

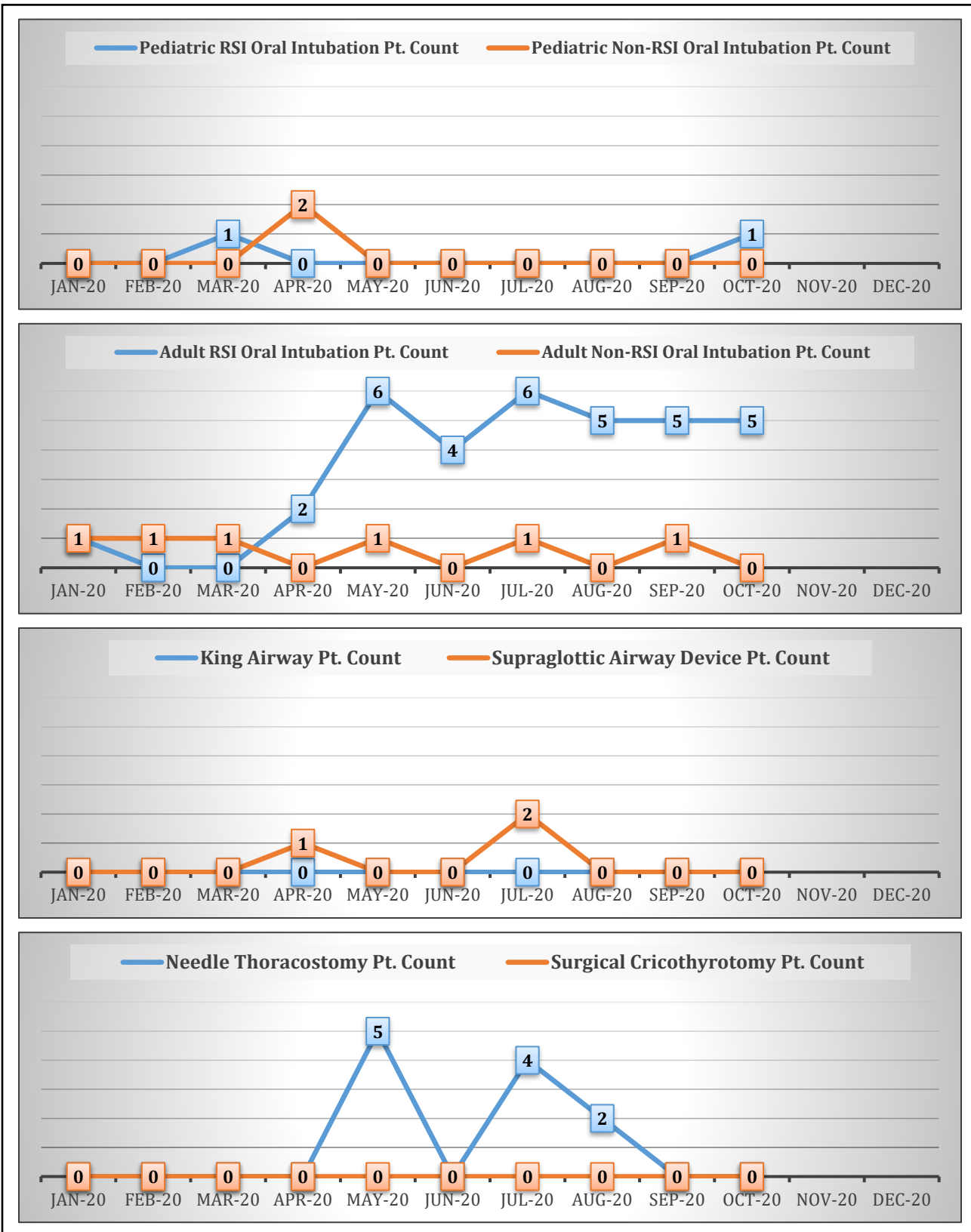
Medication	Count	%	Medication	Count	%
Albuterol	10	1.35%	Morphine	4	0.54%
Amiodarone	4	0.54%	Naloxone	2	0.27%
Aspirin	10	1.35%	Nitroglycerin	32	4.31%
Dextrose	7	0.94%	Norepinepherine	5	0.67%
Diphenhydramine	1	0.13%	Ondansetron	138	18.57%
Dopamine	2	0.27%	Rocuronium	42	5.65%
Epinephrine 1:1,000	2	0.27%	Sodium Bicarbonate	3	0.40%
Epinephrine 1:10,000	34	4.44%	Terbutaline	1	0.13%
Etomidate	14	1.88%	TXA	15	2.02%
Fentanyl	305	41.05%	Vecuronium	1	0.13%
Ipratropium	7	0.94%			
Ketamine	57	7.67%			
Lidocaine	4	0.54%			
Lorazepam	12	1.62%			
Midazolam	32	4.31%			

Procedures Performed Patient Count



EMS MEDICATION & PROCEDURE UTILIZATION

EMS Medication & Procedure Utilization (continued)



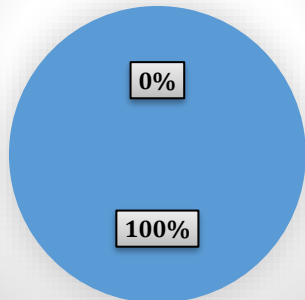
EMS MEDICATION & PROCEDURE UTILIZATION

EMS Medication & Procedure Utilization (continued)

Procedure Success Rates (2020)

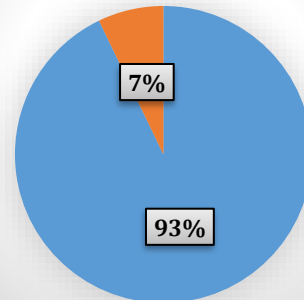
Pediatric Intraosseous Access

■ Successful ■ Unsuccessful



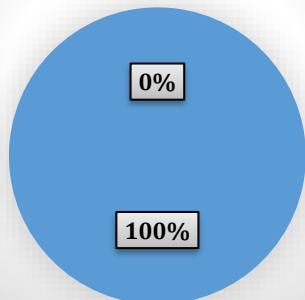
Adult Intraosseous Access

■ Successful ■ Unsuccessful



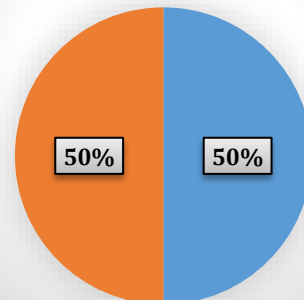
Pediatric RSI Intubation

■ Successful ■ Unsuccessful



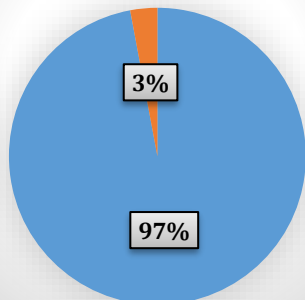
Pediatric Non-RSI Intubation

■ Successful ■ Unsuccessful



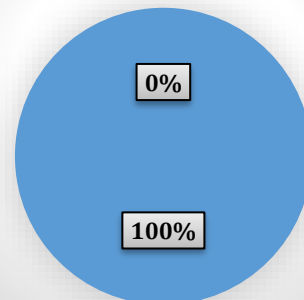
Adult RSI Intubation

■ Successful ■ Unsuccessful



Adult Non-RSI Intubation

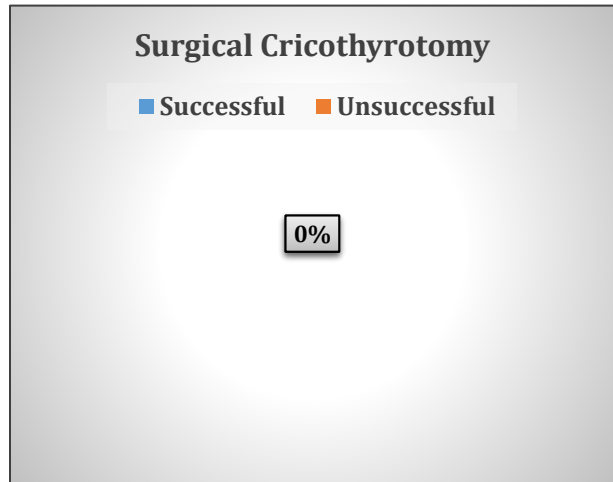
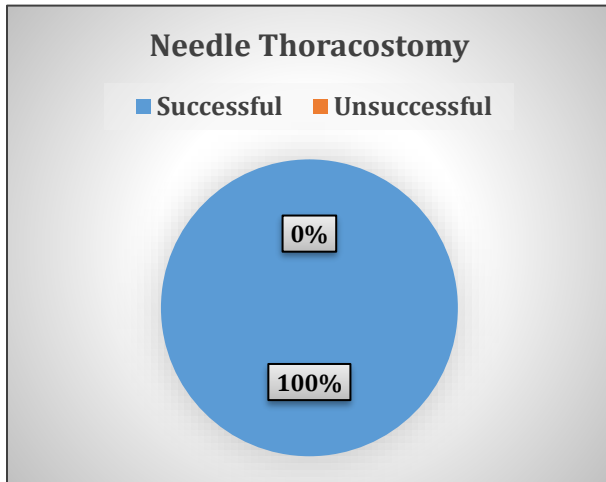

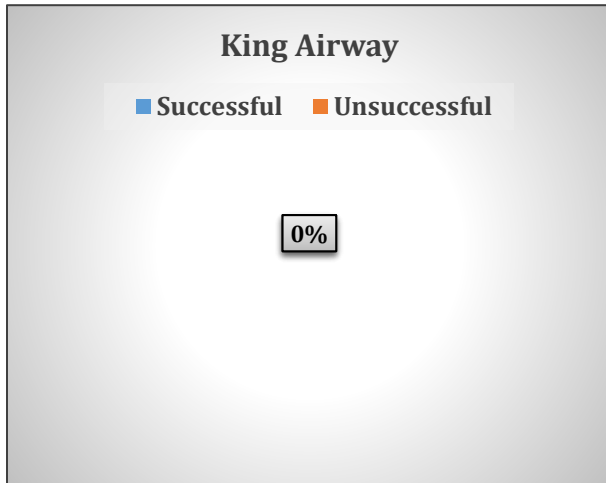
■ Successful ■ Unsuccessful



EMS MEDICATION & PROCEDURE UTILIZATION

EMS Medication & Procedure Utilization (continued)

Procedure Success Rates (2020)



S-SV EMS CONTACT INFORMATION

S-SV EMS Contact Information

Sierra – Sacramento Valley Emergency Medical Services Agency

www.ssvems.com

535 Menlo Drive, Suite A
Rocklin, CA 95765
(916) 625-1702

